



Martin County Health Department

2009-2010 Influenza Season Surveillance Report

Surveillance Time Period: October & November 2009

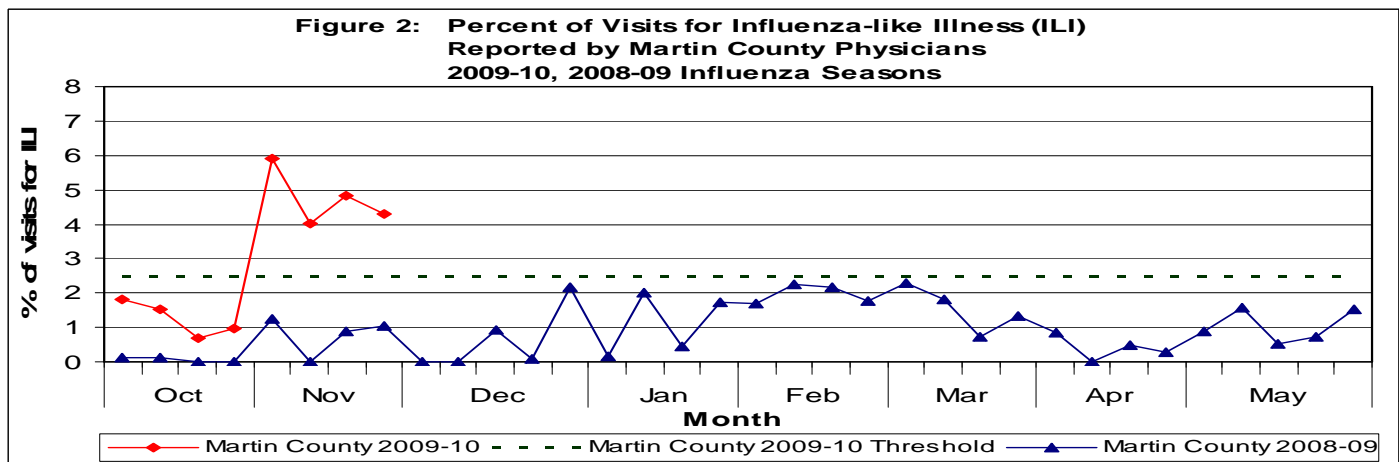
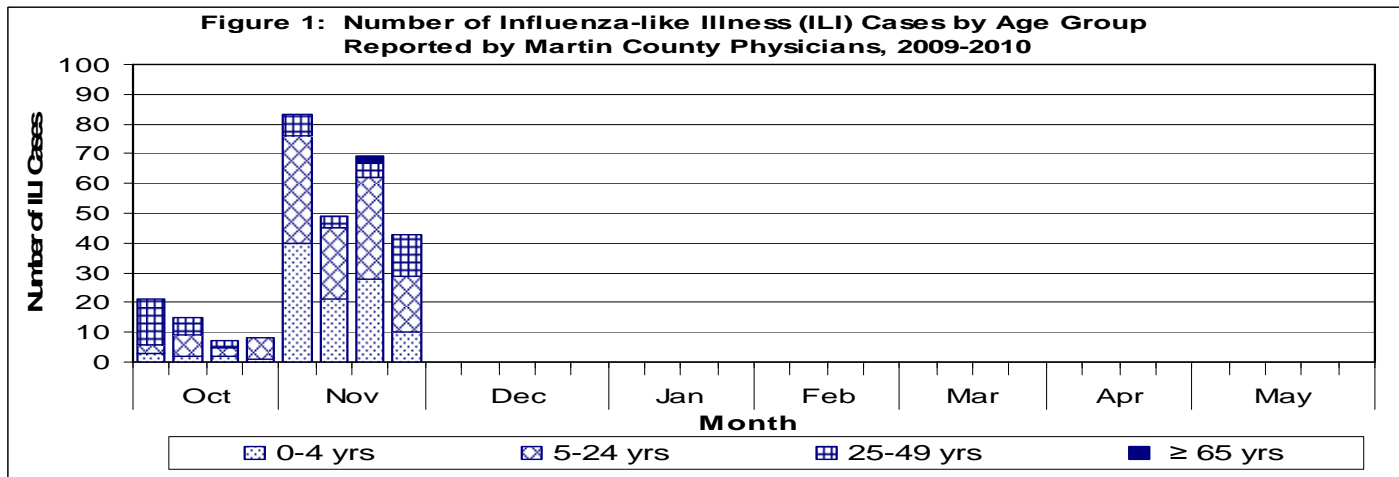
Jenneh Shannen Burphy, MPH, Syndromic Surveillance Specialist

Martin County Influenza Surveillance Systems

Influenza surveillance in Martin County is conducted by the Martin County Health Department's Division of Epidemiology and is comprised of three surveillance components: 1) Influenza-like illness (ILI) reported by physicians, long-term care facilities, schools, and hospital emergency departments, 2) school absenteeism, and 3) laboratory surveillance. ILI is defined as a fever \geq 100°F and cough and/or sore throat. The surveillance data is used to assess the impact of influenza in Martin County.

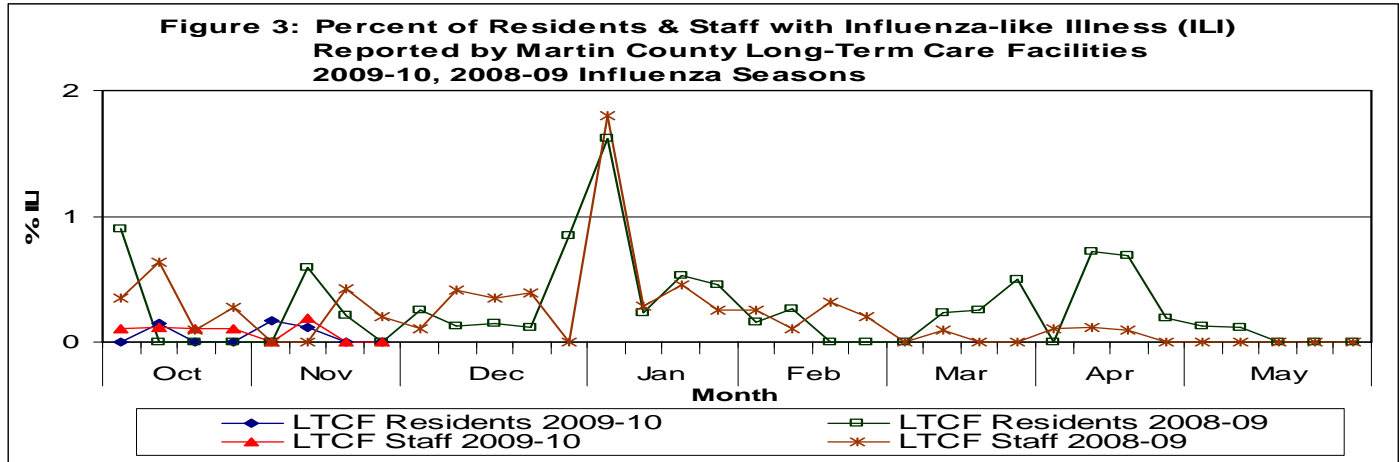
Physicians Influenza-like Illness (ILI) Surveillance

Physicians voluntarily report the total number of patient visits each week and the number of patient visits for ILI by age group. During the months of October and November, 13 participating providers reported a total of 295 patients with ILI (Figure 1). The majority of the patients with ILI (N=240, 81%) were under the age of 25 (Figure 1). During this surveillance time period, the percentage of patient visits to participating providers for ILI ranged from 0.68% to 5.92% (Figure 2). The percentage of patient visits to participating providers for ILI was above Martin County's 2009-2010 threshold of 2.50% throughout the month of November (Figure 2).



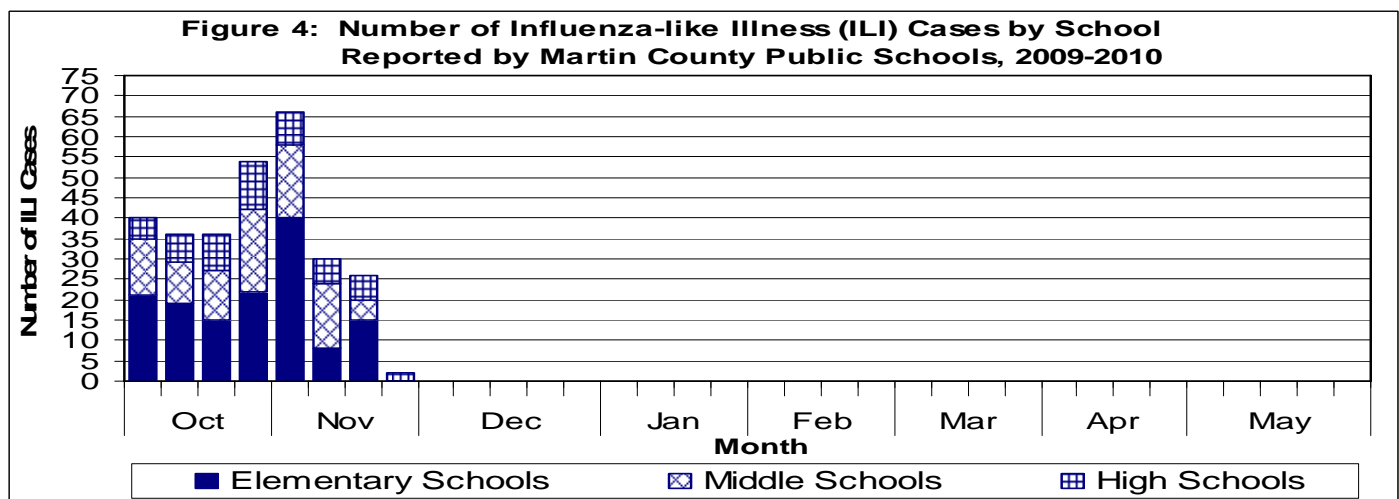
Long-Term Care Facilities Influenza-like Illness (ILI) Surveillance

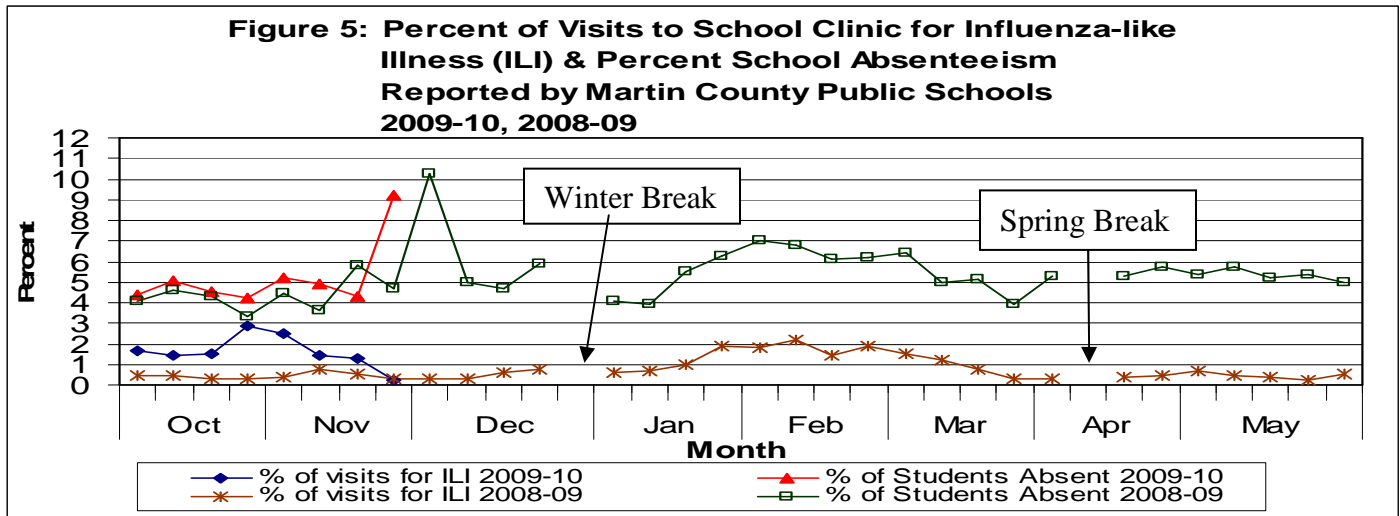
Long-term care facilities (i.e. nursing homes, assisted living facilities, and independent living facilities) voluntarily report the total number of residents and staff at the facility each week and the number of residents and staff with ILI. During the months of October and November, 11 long-term care facilities (7 nursing homes, 3 assisted living facilities and 1 independent living facility) reported a total of 3 residents with ILI and 6 staff with ILI. Throughout this surveillance time period, the percentage of residents with ILI ranged from 0% to 0.17% while the percentage of staff with ILI ranged from 0% to 0.19% (Figure 3).



Schools Influenza-like Illness (ILI) and Absenteeism Surveillance

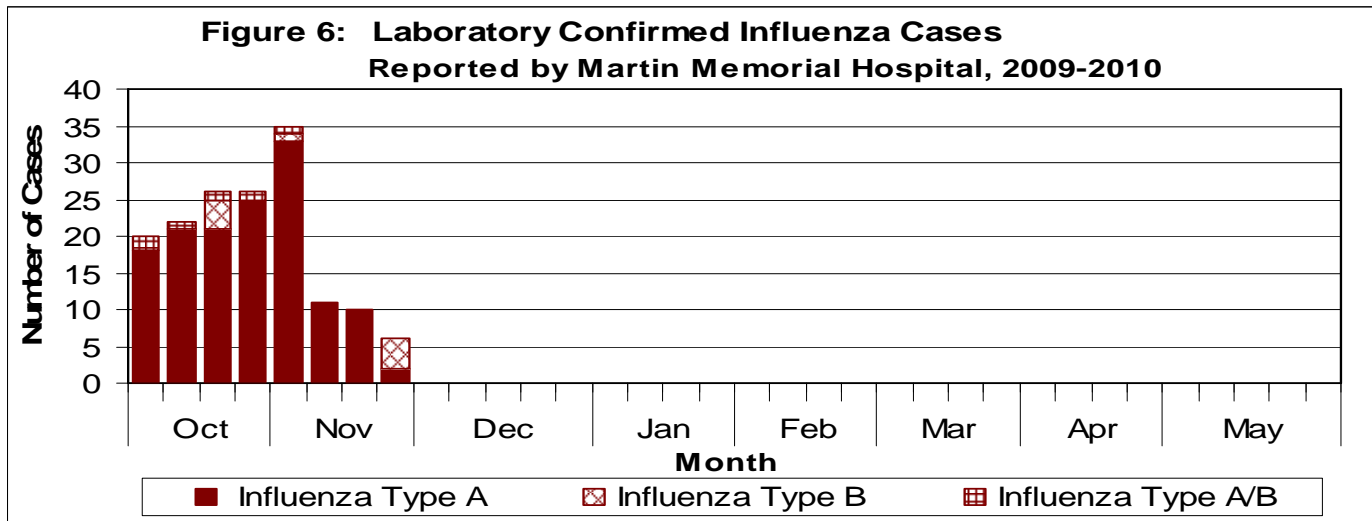
Martin County Public Schools' health technicians report the total number of student visits to the school health clinic each week and the number of student visits for ILI. During the months of October and November, all Martin County Public Schools combined (N=22: 13 elementary, 5 middle, 4 high schools) reported a total of 290 students with ILI (Figure 4). 48% of the students with ILI were elementary school students, 33% were middle school students, and 19% were high school students. During this surveillance time period, the percentage of student visits to the school health clinic for ILI ranged from 0.20% to 2.88% in all Martin County Public Schools combined (Figure 5). The Division of Epidemiology collects daily all-cause school absenteeism and enrollment data from all Martin County Public Schools (N=22). As displayed in Figure 5, the absenteeism rate in all Martin County Public Schools combined for the months of October and November ranged from 4.22% to 9.22%. The latter absenteeism rate (9.22%) is for week ending 11/28/09, the week of Thanksgiving.





Laboratory-Confirmed Influenza Surveillance

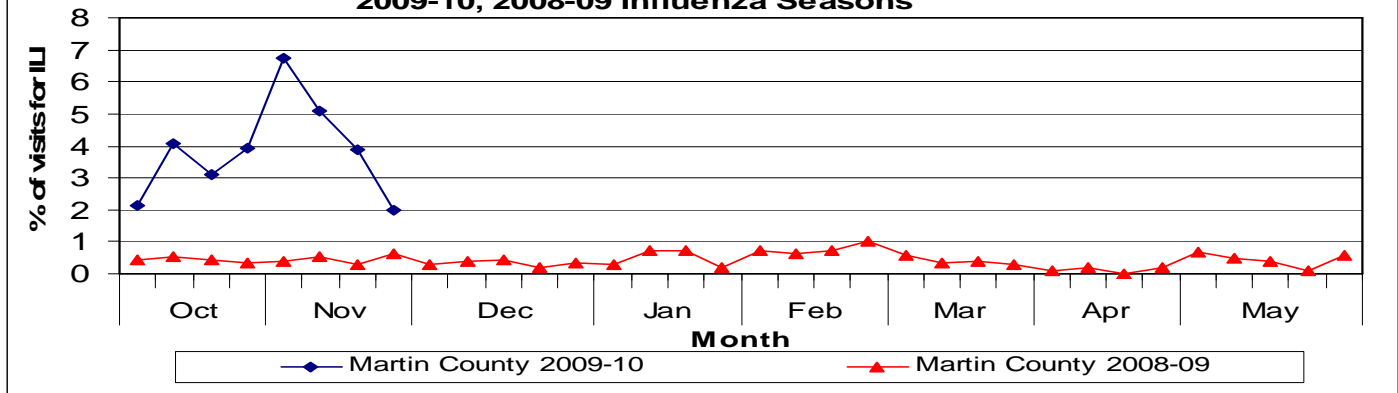
The Division of Epidemiology collects laboratory-confirmed influenza cases from Martin Memorial Hospital. Throughout the months of October and November, 156 laboratory-confirmed influenza cases were reported (Figure 6). 90% (N=141) of the laboratory-confirmed influenza cases were influenza type A, 6% (N=9) were influenza type B, and 4% (N=6) were influenza type A/B (Figure 6). The majority (68%) of the laboratory-confirmed influenza cases reported in October and November were 18 years of age or younger.



Hospital Emergency Departments Influenza-like Illness (ILI) Surveillance

On a daily basis, participating hospital emergency departments electronically transmit data to the Electronic Surveillance System for the Early Notification of Community-based Epidemics (ESSENCE), a web-based syndromic surveillance system. The data is processed into 11 different syndrome categories based on the patient's chief complaint. One of the categories is influenza-like illness (ILI), which is composed of chief complaints that include the words "influenza" or "flu", or fever with either cough or sore throat. During the months of October and November, there were 313 emergency department visits for ILI. During this surveillance time period, the percentage of emergency department visits for ILI ranged from 1.99% to 6.72% (Figure 7).

Figure 7: Percent of Visits to Emergency Departments for Influenza-like Illness (ILI), Based on Chief Complaints Reported by ESSENCE Participating Hospitals 2009-10, 2008-09 Influenza Seasons



For up-to-date 2009 Influenza A (H1N1) information, please visit:

<http://www.cdc.gov/h1n1flu/>

<http://www.who.int/csr/disease/swineflu/en/index.html>

http://www.doh.state.fl.us/disease_ctrl/epi/swineflu/index.html

Important Influenza Surveillance Reminders

- ◆ The influenza surveillance data is used to answer the question of where, when, and what influenza viruses are circulating. It can be used to determine if influenza activity is increasing or decreasing, but it cannot be used to ascertain how many people have become ill with influenza so far this season.
- ◆ Any questions or comments regarding this report or any healthcare providers interested in participating in our ongoing influenza surveillance program should contact the Division of Epidemiology at (772) 221-4030 ext. 2214 or ext. 2130.